

How to Guide

Register a new principal entity on the Jio DLT platform

Registration Process –

1. Visit the DLT platform (<https://trueconnect.jio.com>) and select to sign up as an 'Entity'
2. Register as a new entity by clicking "New Registration"
3. Provide valid business PAN, details of authorized person (mobile no. and email ID), and required documents
4. Verify email address. Once the verification is done, you will receive a reference number and after the verification of your documents by the operator, you will receive the unique entity ID
5. After receiving Unique Entity ID, register your headers (sender names) in the DLT platform
 - 5.1. Select Header SMS > Header SMS Registration
 - 5.2. Choose Header type – Promotional / Others (Transactional / Service Implicit / Service Explicit). [Know more here](#)
 - 5.3. Select a category from the drop-down list (applicable only if you want to add promotional type headers)
 - 5.4. Enter the required Header and click Submit
6. Select Campaign > My Telemarketers > Manage Telemarketers > Search for telemarketer ID "**110200001293**" or "**IMI Mobile**" > Drag to the right side > Click Apply
7. Add content templates in the DLT platform
 - 7.1. Select Template > Content Template Registration
 - 7.2. Choose the Template type of communication – Promotional / Transactional / Service Inferred / Service Explicit. [Know more here](#)
 - For your transactional templates select the 'Service Inferred' category. Transactional' category templates are reserved for bank OTPs only.
 - 7.3. Choose template type as SMS
 - 7.4. Select a Category from the drop-down list (Only for Promotional and Service Explicit type)
 - 7.5. Select Consent ID from the drop-down list (Optional)
 - 7.6. Search and select a Header all Headers that you would want to use with this template
 - You can select multiple headers for a template. Ensure all the headers that are required for the template are selected during creation.
 - 7.7. Add the template content in the 'template content' text box and click Submit
 - Currently, Jio DLT supports templates in English language only

Please note –

- If your documents are rejected, the DLT support team will reach out to you via email for any further information. You will get your Unique ID only once your submitted documents are approved.
- The Header selected by you should match the entity name.

Step 1



Welcome To JIO's Managed Commercial Communication DLT Platform



Principal Entity



TeleMarketer

Step 2

Welcome to JIO's Managed Commercial Communication
DLT Platform

Login As: Principal Entity

User Name *

Password *



Submit

[Forgot Password](#)

[New Registration](#)

Step 3

Principal Entity Registration

Are you already registered as a Principal Entity? Yes No

Authorized Contact Person *

Organization Name *

Organization Category *

PAN/TAN *

KYC Document Type *

KYC Document Number *

Upload KYC *

Browse

(The file size should be less than 5 MB. The allowed file formats are :jpg,jpeg,png,pdf)

Upload PAN/TAN *

Browse

(The file size should be less than 5 MB. The allowed file formats are :jpg,jpeg,png,pdf)

Email ID *

(This email will be your username for login)

Create Password *

Confirm Password *



Mobile No. *

(OTP will be sent on this number)

Organization Address *

Cancel

Submit

Documents Required

1. Business PAN number (If you do not have a business PAN, you can use individual PAN number that is being used for your business)

2. Accepted KYC Documents

For Non Government -

- TAN
- Trade License
- Shops & Establishment Registration Certificate
- GST Reg Document (Please ensure org. name matched the document)
- Certificate of Incorporation

For Government –

- Email from official email ID of Govt Authority
- Letter on official letterhead from Govt. Authority
- TAN
- GST Reg Document (Please ensure org. name matched the document)

Please note – Please limit the file size for an image to 100 KB or less and for a PDF to 2 MB or less.

Step 4

After clicking submit, verify your email address (received in email address filed in the authorization person information section) by clicking on the verification link sent to your email address.

Step 5

Please register your headers on the Videocon DLT platform using the below process.

- 5.1 Select Header SMS > Header SMS Registration
- 5.2 Choose Header type – Promotional / Others (Transactional / Service Implicit / Service Explicit). Know more [here](#)
- 5.3 Select a category from the drop-down list (applicable only if you want to add promotional type headers)
- 5.4 Enter the required Header and click submit

Note - The Header selected by you should match the entity name.

Step 5.1

The screenshot shows the Videocon DLT dashboard. At the top, there are navigation tabs: Dashboard, Header SMS, Template, Campaign, and Customers's Consent. Below these, there are sub-tabs for Header SMS Registration and Header SMS Details. The main content area is divided into two sections: Entity and Header SMS. Each section has three cards: Users, Approval Pending, and Approved. For Entity, Users is 1, Approval Pending is 0, and Approved is 1. For Header SMS, Headers is 1, Approval Pending is 0, and Approved is 0.

Step 5.2

The screenshot shows the Header SMS Registration form. At the top, there are navigation tabs: Dashboard, Header SMS, Template, Campaign, and Customers's Consent. Below these, there is a sub-tab for Header SMS Registration. The main content area has a note: "Note: If your Header is already registered with any other TSP's, you need not register it again with JIO." Below the note, there is a form with a Header Type dropdown menu (showing Promotional and Others (Transactional, Service Explicit, Service Implicit)), a Category dropdown menu, and two buttons: Cancel and Submit.

Step 5.3

Header SMS Registration

Note: If your Header is already registered with any other TSP's, you need not register it again with JIO.

Header Type *
Promotional

Category *

Create Header *

Header should contain only 8 digits

Cancel

- Banking / Insurance / Financial products / credit cards
- Real Estate
- Education
- Health
- Consumer Goods and Automobiles
- Communication / Broadcasting / Entertainment / IT
- Tourism and Leisure
- Food and Beverages
- Others

Step 5.4

Promotional

Header SMS Registration

Note: If your Header is already registered with any other TSP's, you need not register it again with JIO.

Header Type *
Promotional

Category *
Consumer Goods and Automobiles

Create Header *

546348

Header should contain only 8 digits

Cancel Submit

Others

Header SMS Registration

Note: If your Header is already registered with any other TSP's, you need not register it again with JIO.

Header Type *
Others (Transactional, Service Explicit, Service Implicit)

Category *

Create Header *

KLMNOP

Header should be Alphanumeric with 3-9 characters (not starting with a number)

Cancel Submit

Step 6

My Telemarketers

Search Manage Telemarketer

Telemarketer ID	Telemarketer Name	Telemarketer Status	Remove Telemarketer
110200001293	IMI Mobile Pvt. Ltd.	Active	

Items per page: 5 1 - 1 of 1

Manage Telemarketers

Search Back to My Telemarketers

(Please drag and drop telemarketers in this table.)

List of Telemarketers			My Telemarketers		
Telemarketer ID.	Name	Telemarketer Status	Telemarketer ID.	Name	Telemarketer Status
1702158176925087248	1 BY 0 SOLUTIONS	Active			
1202159359112605815	Wehaso Solution Pvt Ltd	Active			
1202159194295329283	SZS TECH PRIVATE LIMITED	Active			
140241950000010364	Shipway Technology Pvt Ltd	Active			
1202159258117301362	MAYURSOFT	Active	110200001293	IMI Mobile Pvt. Ltd.	Active

Items per page: 5 1 - 5 of 2609 Items per page: 5 1 - 1 of 1

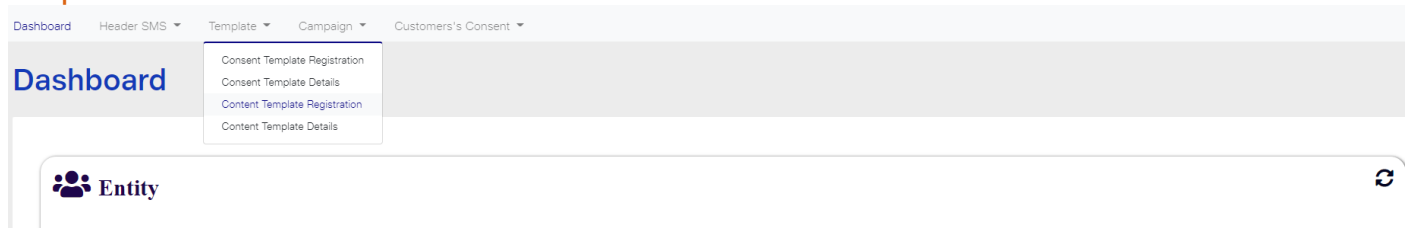
Clear All Apply

Step 7

Add content templates in the DLT platform

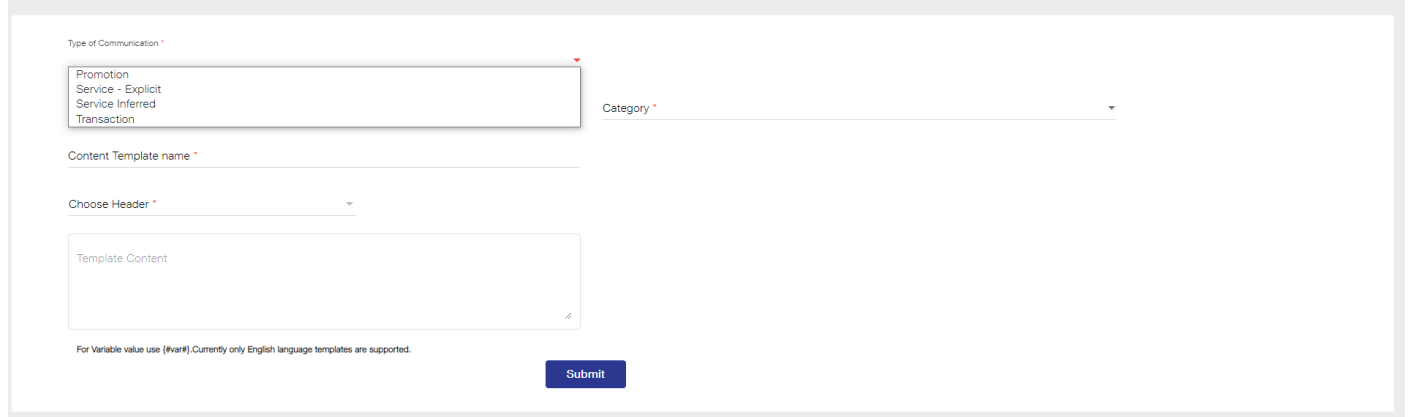
- 7.1. Select Template > Content Template Registration
- 7.2. Choose the Template type of communication – Promotional / Transactional / Service Inferred / Service Explicit. [Know more here](#)
 - For your transactional templates select the 'Service Inferred' category. Transactional' category templates are reserved for bank OTPs only.
- 7.3. Choose template type as SMS
- 7.4. Select a Category from the drop-down list (Only for Promotional and Service Explicit type)
- 7.5. Select Consent ID from the drop-down list (Optional)
- 7.6. Search and select a Header all Headers that you would want to use with this template
 - You can select multiple headers for a template. Ensure all the headers that are required for the template are selected during creation.
- 7.7. Add the template content in the 'template content' text box and click Submit
 - Currently, Jio DLT supports templates in English language only

Step 7.1



Step 7.2

Content Template Registration

A screenshot of the 'Content Template Registration' form. The form includes a 'Type of Communication' dropdown menu with options: Promotion, Service - Explicit, Service Inferred, and Transaction. A 'Category' dropdown menu is also present. Below these are fields for 'Content Template name', 'Choose Header', and a large text area for 'Template Content'. A 'Submit' button is located at the bottom right. A small note at the bottom left states: 'For Variable value use ({var#}). Currently only English language templates are supported.'

Step 7.3

Content Template Registration

Type of Communication *

Template Type *

Category *

SMS
Voice

Choose Header *

Template Content

For Variable value use {#var#}. Currently only English language templates are supported.

Submit

Step 7.4

Content Template Registration

Type of Communication *

Promotion

Consent ID | Template Name (Optional)

Template Type *

SMS

Content Template name *

Choose Header *

Template Content

For Variable value use {#var#}. Currently only English language templates are supported.

Submit

Category *

- Banking / Insurance / Financial products / credit cards
- Real Estate
- Education
- Health
- Consumer Goods and Automobiles
- Communication / Broadcasting / Entertainment / IT
- Tourism and Leisure
- Food and Beverages
- Others

Types of Headers (Sender Names)

1. Promotional

Headers that can be used for sending Promotional messages fall under PROMOTIONAL type. Promotional message means commercial communication that can be sent to a mobile subscriber whose preferences are not set (not on DND). Or, any commercial communication that an enterprise can send to an intended recipient after taking consent to send such messages.

Header Examples (6 numeric): 565690, 787878, 987123, 555555, etc.

Promotional Headers should start with the number that matches with the category (as per DND Preferences).

1. Banking/Insurance/Financial products/ credit cards.

Ex: 123890, 154987

2. Real Estate

Ex: 234567, 264789

3. Education

Ex: 397134, 321456

4. Health

Ex: 467931, 444654

5. Consumer goods and automobiles

Ex: 582974, 564123

6. Communication/Broadcasting / Entertainment/IT

Ex: 631469, 693147

7. Tourism and Leisure

Ex: 789456, 714369

8. Food and Beverages

Ex: 896321, 816934

0 (Zero) Others – Category that doesn't appear in 1-8

Ex: 012389, 098654

2. Others

Headers that can be used for sending Transactional, Service Implicit and Service Explicit message fall under **OTHER type**. Same Header can be used against all three type of messages. **All these headers are case sensitive.**

Header Examples (6-alpha): TRUBLQ, TRUblq, TRubLQ, trublq, KLMNOP, DLTdlt, etc.

Transactional: Message which contains One Time Password (OTP) and requires to complete a banking transaction initiated by the bank customer. This is applicable to all banks including national/ scheduled/ private/ Govt. and MNC banks.

Ex: TRHDFC, DCBmsg, MkotaK

Service Implicit: Messages arising out of customer's actions or his relationship with the Sender, that is not promotional, and is not in the interest of the customer to block such communications. These messages may or may not be triggered by a subscriber-initiated transaction and will not be blocked for subscribers who have otherwise blocked service messages also.

- Confirmation messages of a net banking or a credit/debit transaction.
- Product purchase confirmation.
- delivery status of a parcel.
- OTP required for e-commerce website, app login, social media apps, KYC, etc.
- Messages from schools regarding attendance/transport.
- Messages from hospitals/clinics regarding appointment/discharge reports.
- Govt./TRAI/DoT mandated messages, advisories, messages from state Govt., LEAs, local authorities, traffic advisories, election commission, disaster management advisories.
- Service messages from car workshops, gadget service centres.
- Day-end/ month-end settlement alerts to securities/demat account holders.

Ex: ABCDE, AFioma, uniFco

Service Explicit: Any service message which doesn't fall under the category of service message (Implicit) will be sent only against service explicit, digitally verified/verifiable consent that has been taken from the subscriber by the respective enterprise.

Ex: NUTUKI, PRizem, semRTA

OTHER – Govt.

Only Govt. entities can register these Headers that can be used for sending Transactional, Service Implicit and Service Explicit messages.

Header (3 to 9 numeric and should start with 1): 1444, 19898, 15555, 19090909, etc.

Content Template Types

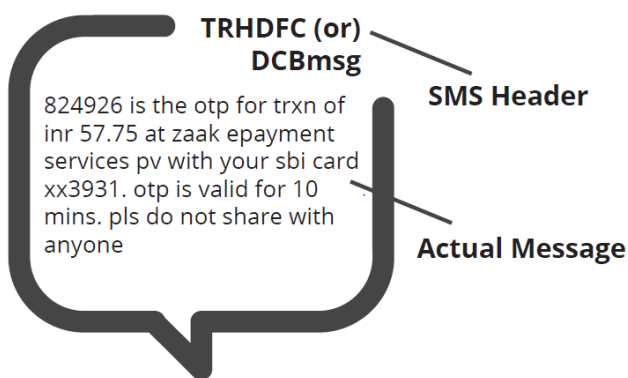
Transactional

Any message which contains OTP and requires a banking transaction initiated by a bank to customer will only be considered as transactional. This applies to all banks like national, scheduled, private, govt, and even MNC's.

What can it be used for?

- OTP message required for completing a net-banking transaction.
- OTP message required for completing credit/debit card transactions at a merchant location.

Example



Actual Message	Required Template Format
824926 is the otp for txn of INR 57.75 at zaak epayment services pv with your SBI card xx3931. OTP is valid for 10 mins. Pls do not share with anyone	{#var#} is the otp for txn of INR {#var#} at {#var#} with your SBI card {#var#}. OTP is valid for {#var#}. Pls do not share with anyone
032456 is your OTP for fund transfer for amount Rs.3,000 to Ravi. OTP valid for 8 minutes. Do not share this OTP with anyone.	{#var#} is your OTP for fund transfer for amount {#var#} to {#var#}. OTP valid for 8 minutes. Do not share this OTP with anyone.
428684 is OTP for your eComm Txn for amount Rs.15,000. OTP valid for 8 minutes. Do not share this OTP with anyone.	{#var#} is OTP for your eComm Txn for amount {#var#}. OTP valid for 8 minutes. Do not share this OTP with anyone
369147 is OTP for your premium payment for amount Rs.34,000. OTP valid for 8 minutes. Do not share this OTP with anyone.	{#var#} is OTP for your premium payment for amount {#var#}. OTP valid for 8 minutes. Do not share this OTP with anyone.
852456 is your OTP for BillDesk Payment in NetBanking. OTP valid for 8 minutes.	{#var#} is your OTP for BillDesk Payment in NetBanking. OTP valid for 8 minutes.

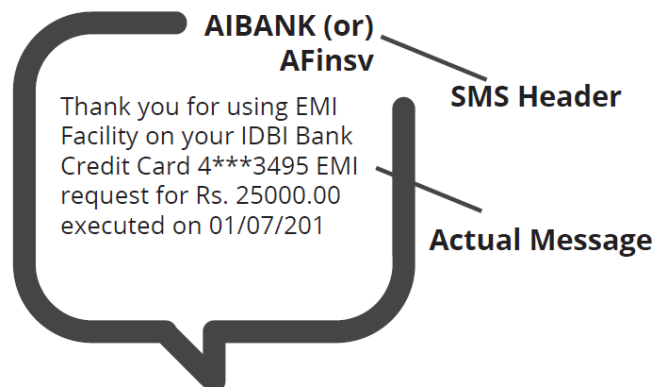
Service Inferred

Any message arising out of a customer's action or their existing relationship with the enterprise, that is not promotional, will be considered as Service-Inferred message.

What can it be used for?

- Confirmation messages of net-banking or credit/debit card transactions.
- Product purchase confirmation, delivery status, etc. from e-comm websites.
- Customer making payments through payment wallet over an e-commerce website/mobile app and an OTP is sent to complete the transaction.
- OTP's required for e-comm website, app login's, social media apps, authentication/verification links, securities trading, Demat account operations, KYC, e-wallet registration, etc.
- Messages from TSP/ISP.
- Periodic balance info, bill generation, bill dispatch, due date reminders, recharge confirmation (DTH, cable, prepaid electricity recharge, etc), delivery notifications, and any other periodic upgrades.
- Messages from retail stores related to the bill, warranty.
- Messages from schools-attendance/transport alerts.
- Messages from hospitals/clinics/pharmacies/radiologists/pathologists about registration, appointment, discharge, reports.
- Confirmatory messages from app-based services.
- Govt/DOT/TRAI mandated messages.
- Service updates from car workshops, repair shops, gadgets service centers.
- Directory services like Justdial, yellow pages.
- Day-end/month-end settlement alerts to securities/Demat account holders

Example



Actual Message	Required Template Format
Thank you for using EMI Facility on your IDBI Bank Credit Card 4***3495. EMI request for Rs. 25000.00 executed on 01/07/2019	Thank you for using EMI Facility on your IDBI Bank Credit Card {#var#}. EMI request for {#var#} executed on {#var#}
Transaction alert: 49.0 was used from your flipkart gift card 6000172013334850 for order od117666705985700000 on flipkart. Balance remaining in the card: 0.0. If you don't recognize this transaction, please reach out to http://fkrt.it/q0rbconnnn immediately.	Transaction alert: {#var#} was used from your {#var#} gift card {#var#} for order {#var#} on flipkart. Balance remaining in the card: {#var#}. If you don't recognize this transaction, please reach out to {#var#} immediately.

<p>Kindly note that the free look period for your insurance cancellation is 15 days from date of receipt of insurance policy. Regards, Bajaj Finance Ltd.</p>	<p>Kindly note that the free look period for your insurance cancellation is {#var#} from date of receipt of insurance policy. Regards, Bajaj Finance Ltd.</p>
<p>Dear Kishore, OTP is 2568 for order id #101794788 at daily orders phone case maker mobile app, kindly enter it to confirm your order. thank you!</p>	<p>Dear {#var#}, OTP is {#var#} for order id {#var#} at daily orders phone case maker mobile app, kindly enter it to confirm your order. thank you!</p>

Service Explicit

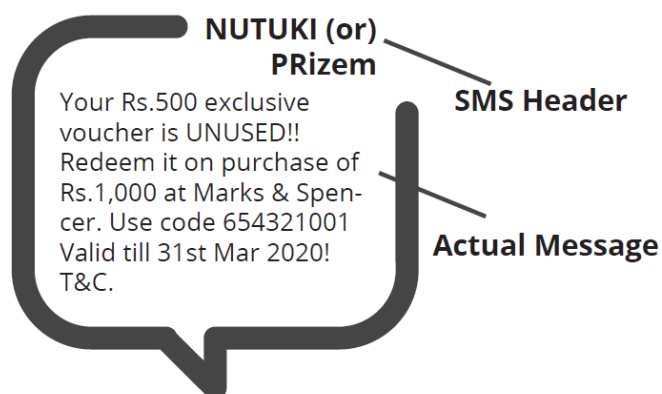
These are the messages which require explicit consent from the customer, that has been verified directly from the recipient in a robust and verifiable manner and recorded by the consent registrar. It includes any service message which doesn't fall under the service-inferred category.

Note: The customer consent template needs to be linked to content templates (Optional currently)

What can it be used for?

- Messages to the existing customers recommending or promoting their other products or services.

Example



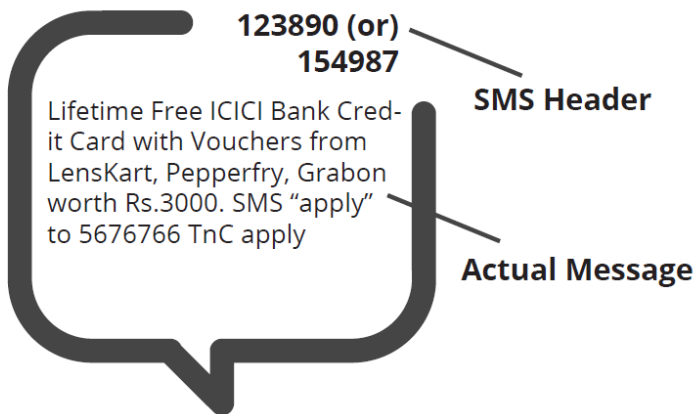
Actual Message	Required Template Format
Your Rs.500 exclusive voucher is UNUSED!! Redeem it on purchase of Rs.1,000 at Marks & Spencer. Use code 654321001 Valid till 31st Mar 2020! T&C.	Your Rs.{#var#} exclusive voucher is UNUSED!! Redeem it on purchase of Rs.{#var#} at Marks & Spencer. Use code {#var#} Valid till {#var#}! T&C.
Hi, In order to best serve you and others, could you click on mosl.co/ywq8FBjPAn to share your meeting experience with Motilal Oswal RM Raju Saha on 22nd	Hi, In order to best serve you and others, could you click on {#var#} to share your meeting experience with {#var#}
Bajaj Finserv Personal Loan needs Minimal Documentation. Fulfil your financial needs in one click http://m.BajFin.in/lphr8tFE	Bajaj Finserv Personal Loan needs Minimal Documentation. Fulfil your financial needs in one click {#var#}.

Promotional

Any message with an intention to promote or sell a product, goods, or service. Service content mixed with promotional content is also treated as promotional. These messages will be sent to customers after performing the preference and consent scrubbing function.

Note: The customer consent template needs to be linked to content templates (Optional currently)

Example



Actual Message	Required Template Format
Lifetime Free ICICI Bank Credit Card with Vouchers from LensKart, Pepperfry, Grabon worth Rs.3000. SMS "apply" to 5676766 TnC apply	Lifetime Free ICICI Bank Credit Card with Vouchers from LensKart, Pepperfry, Grabon worth Rs.{#var#}. SMS "{#var#}" to 5676766. TnC apply
Pay JUST Rs 640* pm & get Rs 83,333 for 120 months or payout of Rs 1,00,00,000 With LIC*(Life Insurance Cover) For Your Family. http://px2.in/pAD4TIs	Pay JUST Rs {#var#} pm & get Rs {#var#} for {#var#} months or payout of Rs {#var#} With LIC (Life Insurance Cover) For Your Family. {#var#}
YOU can win Rs 20,000 in Fantasy cricket use code 542321. Install Qureka Pro app now to WIN Click - https://abc.com	YOU can win Rs {#var#} in Fantasy cricket use code {#var#}. Install Qureka Pro app now to WIN Click - {#var#}

Do's for Content Template

- Use promotional category for communications intended to be sent from numerical sender id only.
- Transactional category to be used by banking enterprises only & for OTP messages during fund transfer; online payment; merchant transaction only.
- Choose a relevant/recognizable name for templates
- Use the message type as "TEXT" for all general messages & "Unicode" for regional messages.
- Variable {#var#} insertion to be required against values like the date; amount; a/c no; OTP; names; etc.

Don'ts for Content Template

- Header selection against irrelevant templates.
- Selecting the "Transactional" category by non-banking enterprises.
- Invalid variable format in templates.
- Using double spaces in templates (this can be pre-checked by verifying the template on notepad++ before template submission).
- Templates with less than 6 char or variable insertion alone as a template.
- Do not use external fonts or characters other than those that appear on the keyboard.

Content Template Validations

- 2 or more spaces are not supposed to use between 2 words, before word or after word.
- All special characters (found on keyboard) are allowed, except < and > symbols.
- Variable format is {#var#} which is case sensitive
- Variable can be inserted by clicking the radio button (insert variable) above text box
- Trans/Service category messages should have variable mandatorily.
- Promo category can have complete fixed content or with variable part
- There is no limitation in no. of variable per message but each variable length can't exceed 30 chars
- Values like amount, date, a/c no, merchant names, OTP, codes, URL, customer names, card type, etc. needs to be replaced with variables.
- In case trying to upload same template, portal would show an error as "Template Message already registered (Template Name - *****)"



Need more help?

If you need any further help during the registration process, you can reach out to the Jio DLT support team at jio.ISOMCCSupport@ril.com



www.textlocal.in



TEXT US
TEXTLOCAL to 92205 92205



CALL US
+91 40 30858603



EMAIL US
sales@textlocal.in

Follow us:

